


Painting Techniques



Twist and turn the brush energetically to swirl the paint



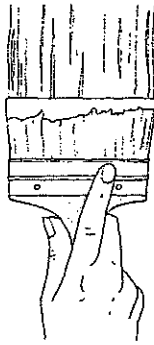
Scumbling



Work the brush in different directions applying light pressure to make blending easier



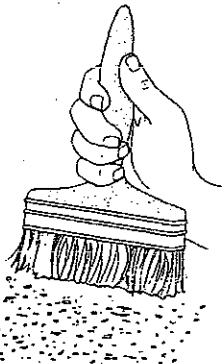
Wet blending



Draw the brush tip lightly over the base to give a feathering effect



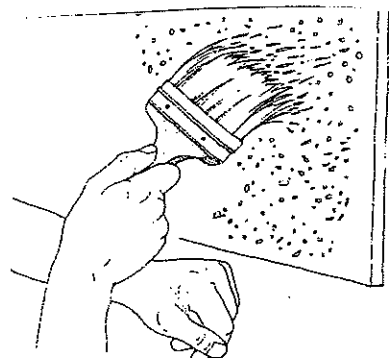
Dry brushing



Small quantities of paint are dabbed and pressed on



Stippling and dabbing



A supple wrist is all that is required for this painting action



Spattering
